

TABLE OF CONTENTS

TITLE	PAGE
COMPARISON TO PREVIOUS ISSUE	2
EDIFICE FUNCTIONAL DEFINITION	3
REFERENCES	5
EXPLANATORY NOTES	6
EDIFICE MESSAGE DIAGRAM	8
UNH MESSAGE HEADER	9
BGM BEGINNING OF MESSAGE	10
DTM DATE/TIME/PERIOD	11
SEGMENT GROUP 1	12
RFF REFERENCE	13
SEGMENT GROUP 2	14
NAD NAME AND ADDRESS	15
SEGMENT GROUP 3	17
CTA CONTACT INFORMATION	18
COM COMMUNICATION CONTACT	19
UNS SECTION CONTROL	20
SEGMENT GROUP 18	21
LIN LINE ITEM	22
PIA ADDITIONAL PRODUCT ID	23
IMD ITEM DESCRIPTION	25
SEGMENT GROUP 19	26
RFF REFERENCE	27
SEGMENT GROUP 20	28
QTY QUANTITY	29
DTM DATE/TIME/PERIOD	30
SEGMENT GROUP 21	31
RFF REFERENCE	32
SEGMENT GROUP 22	33
PAC PACKAGE	34
SEGMENT GROUP 24	35
NAD NAME AND ADDRESS	36
SEGMENT GROUP 27	38
QTY QUANTITY	39
SCC SCHEDULING CONDITIONS	40
DTM DATE/TIME/PERIOD	41
SEGMENT GROUP 28	42
RFF REFERENCE	43
SEGMENT GROUP 29	44
QVA QUANTITY VARIANCES	45
SEGMENT GROUP 30	46
RFF REFERENCE	47
UNS SECTION CONTROL	48
UNT MESSAGE TRAILER	49
EXAMPLES	50-53

COMPARISON TO PREVIOUS ISSUE

While retaining compatibility with Issue 2 (endorsed Sept.1993), the objective of this new issue, which is also based on the EDIFACT 92.1 DELFOR message, is to provide additional functionality for the users. Also, this message guideline is now aligned with the EDIFACT approved data element codes, wherever relevant.

The EDIFICE functional definition has been rewritten. Four simplified business models showing the potential usage of DELFOR have been included.

New capabilities made available with this issue of the DELFOR guidelines:
- Data required for Inventory Management by the supplier.
- Support for multiple explicit or implicit product receipts to allow for identification of shipments in-transit between partners.

Two additional segments have been added to the Issue 2, and modifications to the usage and number of repetitions have been made to the previous issue as follows:

BGM segment	DE 1001 now includes the additional code 'SMI' for Supplier Managed Inventory
SG 2	NAD segment. DE 3055 now includes '16' for DUNS. COM segment. DE 3155. 'TL' for telex is replaced by 'EM' for electronic mail
SG18	The "Function:" definition is now less restrictive. LIN and PIA segments. DE 7143 now includes 'UP' for universal product code. IMD segment. DE 7081 now includes '26' for ship to line. An additional DTM segment has been included in SG20.
SG20	This group will now be used to carry all quantity information which is not related to delivery schedules. Usage of this group is increased to 50 repetitions.
SG21	QTY segment now conveys inventories, receipts, and usage, as well as retaining the sum of deliveries (as in Issue 2). Two DTM segments associated with these QTY segments are added. Has been added to provide the necessary references for received or withdrawn quantities.
SG22	PAC segment. The package types for the Electronics industry are included.
SG24	This group carries the delivery schedules, and in line with the recommendations, it is now restricted to a single delivery point. NAD segment. Recommended DE 3035 use 'DP' identical to header and DE 3055 now includes '16' for DUNS.
SG27	QTY segment. DE 6063 here is now restricted only to using '131' for delivery quantity. SCC segment. "Function:" definition has changed. DTM segment. DE 2005 now includes '10' for requested shipment date/time.
SG28	RFF provides the references and now includes 'CT' for contract number and 'PDN' has been removed.
SG29	Usage changed from optional to depending.
SG30	Increased to 10 repetitions. RFF segment. DE 1153 now includes 'PK' for packing list.

The references section has been rewritten.
The EDIFICE message diagram has been updated.
The examples have been updated.

EDIFICE FUNCTIONAL DEFINITION

The Delivery Schedule message (DELFOR) is defined as a message from a party who is planning the use or consumption of products to a party who has to plan for the supply of products. The message gives the requirements regarding details for short term delivery and/or medium to long term scheduling of products. The scheduling can be used to authorise manufacturing and/or the provision of materials. This is based on the terms and conditions defined in a blanket purchase order or contract and covers the liability commitments of the buyer.

Principles

The Delivery Schedule message may be used to

- specify firm delivery dates and the quantities scheduled (using segment SCC, DE 4017 Delivery Plan Status Indicator coded as "Firm" (1))
- specify forecasted production requirements (using SCC, DE 4017 coded as "commitment for material and manufacturing" (2), "commitment for material" (3), or "planning/forecast" (4))
- define the aspects that guarantee the synchronisation between the supplying and receiving parties, thus allowing the supplier to plan for the resources necessary to fulfil the customer's requirements
- enable the operation of forecast-based Supplier Managed Inventory principles, in which the supplier is informed of the customer's minimum, maximum and actual inventory on hand and takes the responsibility for determining at what date and with what quantity to replenish the customer's stocks

This message will normally be used where trading partners have a stable trading environment, and multiple deliveries of stable product requirements exist. This does not mean flat or level requirements, but rather managed upside or downside fluctuations.

The EDIFACT Delivery Schedule message supports two scheduling methods, of which only one may be used in a single message:

- 1) Delivery Point Driven. This is when, for a given delivery point, a number of different products are to be delivered. This means that address information triggers product information.
- 2) Product Driven. This is when a given product is to be delivered to a number of different delivery points. This means that product information triggers address information.

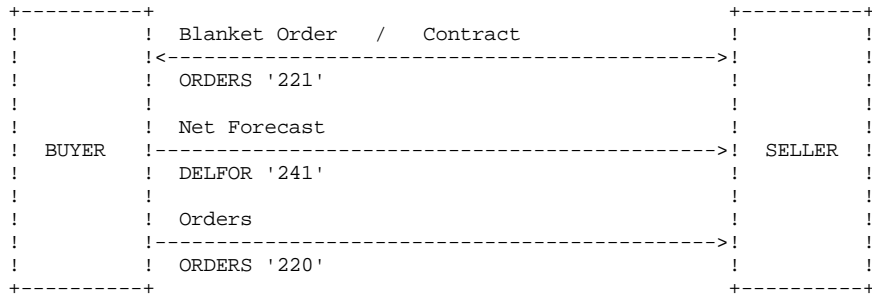
EDIFICE strongly recommends usage of the delivery point driven method, restricted to a single delivery point.

The association to a previous Delivery Schedule message is given by referencing the appropriate document/message number. Each schedule is seen as the latest statement of requirements, replacing previous schedules if they existed.

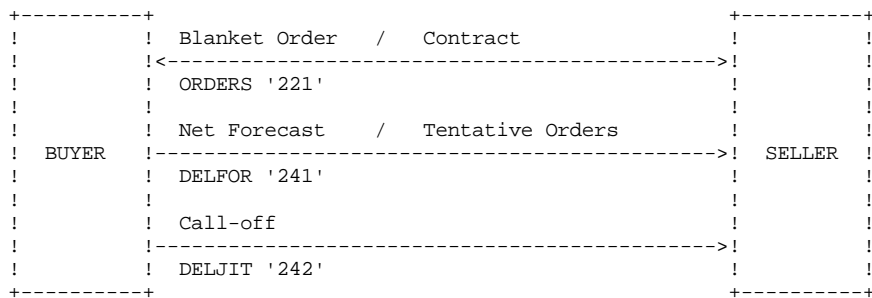
Simplified Business Models

The Delivery Schedule message can be used in a number of different business models, of which typical and simplified examples are shown here:

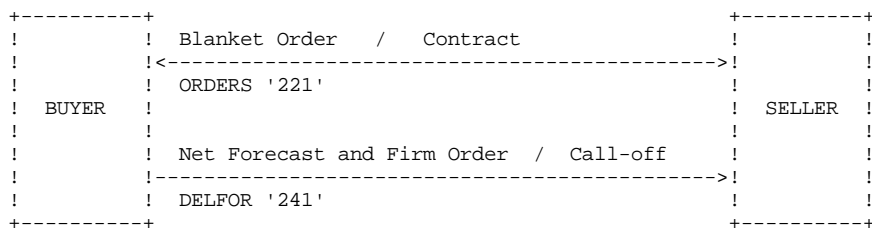
a) Forecast in addition to conventional orders (traditional order cycle)



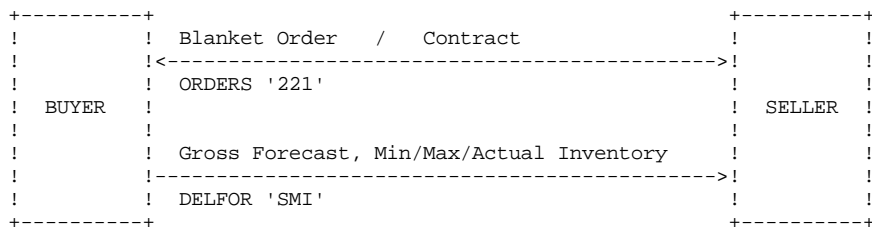
b) Forecast and separate call-off



c) Forecast and embedded order/call-off



d) Forecast-based Supplier Managed Inventory



REFERENCES

UN/EDIFACT TRIAL DIRECTORY 92.1 1992-09-25

- DRAFT RECOMMENDATION DELFOR MESSAGE
 - Message Type : DELFOR
 - Version : 1
 - Release : 921
 - Contr. Agency : UN
 - Status : 1
 - Date : 92-09
- DATA SEGMENTS DIRECTORY
- COMPOSITE DATA ELEMENTS DIRECTORY
- DATA ELEMENTS DIRECTORY
- CODE LISTS

UN/EDIFACT D.96B DRAFT DIRECTORY 1996-07-08

- CODE LISTS

International Standards

- ISO 9735 EDIFACT - Application level syntax rules
 - First edition 1988-07-15
 - Amended and Reprinted 1990-11-15
- ISO 3166 Code for the Representation of Names of Countries
 - Date : 1993
- ISO 4217 Code for the Representation of Currencies and Funds
 - Date : 1995

UN/ECE Recommendations

- No 20 Codes for Units of Measure used in International Trade
 - Date : August 1995

Core European Implementation Guidelines

- Introduction
 - Date : 1996-01-22
- Delivery Schedule message
 - EDIFACT Directories : 92.1
 - Date : 1994-05-17

EDIFICE

- Standards for Documentation of the EDIFICE Message Guidelines
 - Issue : 2
 - Status : DRAFT
 - Date : March 3, 1995
- EDIFICE Proposed Utilisation of the EDIFACT Service Segments
 - Issue : 2
 - Date : June 22, 1993

EXPLANATORY NOTES

The following abbreviations are used within this document:

CO = Composite Data Element
DE = Data Element
SG = Segment Group

The following terms and codes are used to indicate, in a more detailed and precise way than EDIFACT, the usage of the data concerned in the EDIFICE Guidelines:

EDIFACT -----	EDIFICE -----
M (Mandatory)	M (Mandatory)
C (Conditional)	R (Required)
C (Conditional)	D (Depending)
C (Conditional)	A (Advised)
C (Conditional)	O (Optional)
C (Conditional)	X (Not used)

Mandatory = EDIFACT dictates that the Data Element or Segment must be present.

Required = EDIFICE members agree that the data concerned must be sent.

Depending = The data concerned must be sent if a particular defined condition or set of conditions exists. The associated conditions must be explained at the appropriate level of detail.

Advised = Indicates that the RECEIVER of the message would prefer the data concerned to be sent, but does not require its transmission.

Optional = Indicates that the transmission of the data concerned is at the need or discretion of the SENDER, i.e. it is not required by the receiver in order to perform its business function. EDIFICE requires that the use of 'O' must be agreed between trading partners.

Not Used = The Data Element or Segment will not be used by EDIFICE members.

Where a Composite Data Element is indicated as Not Used, the column 'usage status' for the Component Data Elements will remain blank.

EXPLANATORY NOTES continued.

The number of occurrences shown in the message diagram indicates the required or maximum number of occurrences for the EDIFICE utilisation.

The EDIFICE usage status and number of occurrences for segments or segment groups will be represented analogue to the representation of data elements

e.g.: R3 The segment or group is required 3 times (fixed number)

R..3 The segment or group is required up to 3 times (maximum number)

The following table indicates the number of integer and decimal digits to be used for numeric data elements when needed:

Numeric Class	Repr: Digits	Integer Digits	Decimals
Dimensions	n..18	15	3
Weights	n..18	15	3
Cubes	n..18	15	3
Quantities	n..15	12	3
Unit prices	n..15	11	4
Amounts	n..18	15	3
Currency rates	n..12	6	6
Percentages	n..8	3	5

EDIFICE recommends that where there are significant decimals, these are explicitly stated using a decimal mark in a character position. Similarly the minus sign should be used to explicitly state a negative value.

EDIFICE MESSAGE DIAGRAM

```
-----  
UNH  Message header                M1  
BGM  Beginning of message          M1  
DTM  Date/time/period              R1  
  
--- Segment Group  1 ----- D..4 -----+  
RFF  Reference                      M1 -----+  
  
--- Segment Group  2 ----- R..5 -----+  
NAD  Name and address              M1                                     !  
                                     !  
--- Segment Group  3 ----- O..2 -----+ !  
CTA  Contact information            M1                                     ! !  
COM  Communication contact          R..3 -----+ !  
  
UNS  Section control                M1  
  
--- Segment Group 18 ----- R..9999 -----+  
LIN  Line item                      M1                                     !  
PIA  Additional product id          D..10                               !  
IMD  Item description               D1                                    !  
                                     !  
--- Segment Group 19 ----- D..4 -----+ !  
RFF  Reference                      M1 -----+ !  
                                     !  
--- Segment Group 20 ----- R..50 -----+ !  
QTY  Quantity                       M1                                     ! !  
DTM  Date/time/period               R..2                               ! !  
                                     ! !  
--- Segment Group 21 ----- D..5 -----+ ! !  
RFF  Reference                      M1 -----+ ! !  
                                     !  
--- Segment Group 22 ----- O1 -----+ !  
PAC  Package                         M1 -----+ !  
                                     !  
--- Segment Group 24 ----- R1 -----+ !  
NAD  Name and address              M1                                     ! !  
                                     ! !  
--- Segment Group 27 ----- R..50 -----+ ! !  
QTY  Quantity                       M1                                     ! ! !  
SCC  Scheduling conditions          R1                                     ! ! !  
DTM  Date/time/period               R..2                               ! ! !  
                                     ! ! !  
--- Segment Group 28 ----- D..2 -----+ ! ! !  
RFF  Reference                      M1 -----+ ! ! !  
                                     ! !  
--- Segment Group 29 ----- D1 -----+ ! !  
QVA  Quantity variances            M1                                     ! ! !  
                                     ! ! !  
--- Segment Group 30 ----- A..10 -----+ ! ! !  
RFF  Reference                      M1 -----+ ! ! !  
  
UNS  Section control                M1  
UNT  Message trailer                M1
```

UNH MESSAGE HEADER

Function: To head, identify and specify a message.
Usage : M1
Remarks : Refer to EDIFICE Proposed Utilisation of the EDIFACT Service
Segments, Issue 2.

Ref. Rep.	Name	!	EDIFICE UTILISATION
0062 an..14 M	MESSAGE REFERENCE NUMBER	!M!	See Note 1
S009	M MESSAGE IDENTIFIER	!M!	
0065 an..6 M	Message type identifier	!M!	'DELFOR'
0052 an..3 M	Message type version number	!M!	'1'
0054 an..3 M	Message type release number	!M!	'921'
0051 an..2 M	Controlling agency	!M!	'UN'
0057 an..6 C	Association assigned code	!R!	'ED3'
0068 an..35 C	COMMON ACCESS REFERENCE	!X!	
S010	C STATUS OF THE TRANSFER	!O!	
0070 n..2 M	Sequence message transfer number	!M!	
0073 a..1 C	First/last sequence message transfer indication	!O!	

-----+-----
Note 1: DE 0062 MESSAGE REFERENCE NUMBER
Transmission message count from 1

BGM BEGINNING OF MESSAGE

Function: To indicate the beginning of the Delivery Schedule message,
the type of transaction being performed, and to transmit the
delivery schedule number.

Usage : M1

Remarks :

Ref.	Rep.	Name	! EDIFICE UTILISATION
C002		C DOCUMENT/MESSAGE NAME	!R!
1001	an..3	C Document/message name, coded	!R! See Note 1
1131	an..3	C Code list qualifier	!X!
3055	an..3	C Code list responsible agency, coded	!X!
1000	an..35	C Document/message name	!X!
1004	an..35	C DOCUMENT/MESSAGE NUMBER	!R! Delivery schedule number
1225	an..3	C MESSAGE FUNCTION, CODED	!X!
4343	an..3	C RESPONSE TYPE, CODED	!X!

Note 1: DE 1001 Document/message name, coded
'241' Delivery schedule
'SMI' Supplier managed inventory *
In a Supplier Managed Inventory environment, the supplier is
responsible for the replenishment of the customer's stocks based
on the customer's gross forecast, minimum, maximum and actual
inventory on hand.

* Use this code until EDIFACT makes one available.

DTM DATE/TIME/PERIOD

Function: To specify the date of the Delivery Schedule message.
Usage : R1
Remarks : In DE 2379, the EDIFICE recommended format is coded '102'.

Ref. Rep.	Name	!	EDIFICE UTILISATION
C507	M DATE/TIME/PERIOD	!	!
2005 an..3	M Date/time/period qualifier	!M!	See Note 1
2380 an..35	C Date/time/period	!R!	
2379 an..3	C Date/time/period format qualifier	!R!	See Note 2

Note 1: DE 2005 Date/time/period qualifier
'137' Document/message date/time

Note 2: DE 2379 Date/time/period format qualifier
'101' YYMMDD
'102' CCYYMMDD
'201' YYMMDDHHMM
'203' CCYYMMDDHHMM

SEGMENT GROUP 1

Function: To indicate reference documents associated with the whole
Delivery Schedule message.

Usage : D..4

Remarks : Reference (RFF) segments specifying contract or previous
delivery schedule information should be present. Where the
information refers to the whole Delivery Schedule message it
must be in SG1. Where the information is different
for various Line Items (LIN) it must appear in every SG19
and not here.

--- Segment Group 1 ----- D..4 -----+
RFF Reference M1 -----+

RFF REFERENCE

Function: To specify a reference associated with the whole Delivery
Schedule message.

Usage : M1

Remarks : This RFF segment is used where blanket order, contract and/or
delivery schedule information applies to the whole message.

Ref. Rep.	Name	!	EDIFICE UTILISATION
C506	M REFERENCE	!	!
1153 an..3	M Reference qualifier	!M!	See Note 1
1154 an..35	C Reference number	!R!	As specified by DE 1153
1156 an..6	C Line number	!X!	
4000 an..35	C Reference version number	!X!	
		!	!

Note 1: DE 1153 Reference qualifier
 'AAD' Contract addendum number
 'ALM' Previous delivery schedule number
 'BO' Blanket order number
 'CT' Contract number
 Reference number of the contract between two parties

SEGMENT GROUP 2

Function: A group of segments that identify name, address and contacts
of the parties relevant to the whole Delivery Schedule message.
Usage : R..5
Remarks : The NAD segments that identify the buyer and the seller must be
present. It should be noted that the current EDIFACT structure
only allows 'Freight forwarder' and 'Invoicee' codes to be given
in this Segment Group. Where there is more than one freight
forwarder or invoicee then a separate Delivery Schedule message
must be sent for each one.

```
--- Segment Group 2 ----- R..5 -----+
NAD  Name and address          M1                      !
                                           !
--- Segment Group 3 ----- O..2 -----+ !
CTA  Contact information       M1                      ! !
COM  Communication contact     R..3 -----+ +
```

NAD NAME AND ADDRESS

Function: To specify the identification/name/address of the parties involved in the Delivery Schedule message.

Usage : M1

Remarks : EDIFICE advises that the Party Identification (CO C082) be used. When CO C082 cannot be used EDIFICE recommends using the structured name and address elements (CO C080 through DE 3207), rather than the unstructured one (CO C058).

Ref.	Rep.	Name	! EDIFICE UTILISATION
-----+-----			
			! !
3035	an..3	M PARTY QUALIFIER	!M! See Note 1
			! !
C082		C PARTY IDENTIFICATION	!A!
		DETAILS	! !
3039	an..17	M Party id identification	!M!
1131	an..3	C Code list qualifier	!X!
3055	an..3	C Code list responsible	!R! See Note 2
		agency, coded	! !
			! !
C058		C NAME AND ADDRESS	!D!
3124	an..35	M Name and address line	!M!
3124	an..35	C Name and address line	!O!
3124	an..35	C Name and address line	!O!
3124	an..35	C Name and address line	!O!
3124	an..35	C Name and address line	!O!
			! !
C080		C PARTY NAME	!D!
3036	an..35	M Party name	!M!
3036	an..35	C Party name	!O!
3036	an..35	C Party name	!O!
3036	an..35	C Party name	!O!
3036	an..35	C Party name	!O!
3045	an..3	C Party name format, coded	!X!
			! !
C059		C STREET	!D!
3042	an..35	M Street and number/P.O.	!M!
		Box	! !
3042	an..35	C Street and number/P.O.	!O!
		Box	! !
3042	an..35	C Street and number/P.O.	!O!
		Box	! !
			! !
3164	an..35	C CITY NAME	!D!
			! !
3229	an..9	C COUNTRY SUB-ENTITY	!D!
		IDENTIFICATION	! !
			! !
3251	an..9	C POSTCODE IDENTIFICATION	!D!
			! !
3207	an..3	C COUNTRY, CODED	!D! See Note 3
			! !
-----+-----			

Note 1: DE 3035 PARTY QUALIFIER
'BY' Buyer
'DP' Delivery party
'FW' Freight forwarder
'IV' Invoicee
'SE' Seller

At least the BY and SE codes should be present.

Note 2: DE 3055 Code list responsible agency, coded
'9' EAN (International Article Numbering association)
'16' DUNS (Dun & Bradstreet)
'91' Assigned by seller or seller's agent
'92' Assigned by buyer or buyer's agent

Note 3: DE 3207 COUNTRY, CODED
Use ISO 3166, 2-alpha code

SG 2

HEADER

SEGMENT GROUP 3

Function: A group of segments to give additional contact information
relating to the party specified in the NAD segment.

Usage : 0..2

Remarks :

```
--- Segment Group 3 ----- 0..2 -----+
CTA Contact information           M1           !
COM Communication contact        R..3 -----+
```

CTA CONTACT INFORMATION

Function: To identify a person or department to whom communication should be directed.

Usage : M1

Remarks :

Ref.	Rep.	Name	!	EDIFICE UTILISATION
3139	an..3	C CONTACT FUNCTION, CODED	!R!	See Note 1
C056		C DEPARTMENT OR EMPLOYEE DETAILS	!R!	See Note 2
3413	an..17	C Department or employee identification	!D!	
3412	an..35	C Department or employee	!A!	

Note 1: DE 3139 CONTACT FUNCTION, CODED
'PD' Purchasing contact
'SC' Schedule contact

Note 2: DE C056 DEPARTMENT OR EMPLOYEE DETAILS
EDIFICE recommends to use the employee name in preference to the department name, in DE 3412. This information can alternatively be coded in DE 3413.

COM COMMUNICATION CONTACT

Function: To identify a communication number of a department or a person to whom communication should be directed.

Usage : R..3

Remarks :

Ref.	Rep.	Name	! EDIFICE UTILISATION
C076		M COMMUNICATION CONTACT	!M!
3148	an..25	M Communication number	!M!
3155	an..3	M Communication channel qualifier	!M! See Note 1

Note 1: DE 3155 Communication channel qualifier
'EM' Electronic mail
'TE' Telephone
'FX' Telefax

UNS SECTION CONTROL

Function: To separate header and detail sections of a Delivery Schedule
message.

Usage : M1

Remarks :

Ref. Rep.	Name	! EDIFICE UTILISATION
-----+-----		! !
0081 a1	M SECTION IDENTIFICATION	!M! 'D' Start of detail
-----+-----		! !

SEGMENT GROUP 18

Function: A group of segments providing details of the individual items.
Usage : R..9999
Remarks : If the information in the LIN segment is not adequate to identify unambiguously the item, then segments PIA and IMD should be used. References which must be associated with specific line items are defined in SG19.
The measure unit qualifier (DE 6411) must be agreed between trading partners and consistently used across SG20 and SG27.

---	Segment Group 18	-----	R..9999	-----	+
LIN	Line item		M1		!
PIA	Additional product id		D..10		!
IMD	Item description		D1		!
					!
---	Segment Group 19	-----	D..4	-----	+
RFF	Reference		M1	-----	+
					!
---	Segment Group 20	-----	R..50	-----	+
QTY	Quantity		M1		!!
DTM	Date/time/period		R..2		!!
					!!
---	Segment Group 21	-----	D..5	-----	+
RFF	Reference		M1	-----	+
					!
---	Segment Group 22	-----	O1	-----	+
PAC	Package		M1	-----	+
					!
---	Segment Group 24	-----	R1	-----	+
NAD	Name and address		M1		!!
					!!
---	Segment Group 27	-----	R..50	-----	+
QTY	Quantity		M1		!!!
SCC	Scheduling conditions		R1		!!!
DTM	Date/time/period		R..2		!!!
					!!!
---	Segment Group 28	-----	D..2	-----	+
RFF	Reference		M1	-----	+
					!!
---	Segment Group 29	-----	D1	-----	+
QVA	Quantity variances		M1		!!!
					!!!
---	Segment Group 30	-----	A..10	-----	+
RFF	Reference		M1	-----	+

LIN LINE ITEM

Function: To identify a line item for which a delivery schedule is made
and the item number agreed to be the primary reference number
between the Buyer and Seller.

Usage : M1
Remarks :

Ref.	Rep.	Name	!	EDIFICE UTILISATION
1082	n..6	C LINE ITEM NUMBER	!R!	See Note 1
1229	an..3	C ACTION REQUEST/NOTIFICATION, CODED	!X! !! !!	
C212		C ITEM NUMBER IDENTIFICATION	!R! !!	
7140	an..35	C Item number	!R!	Article Number
7143	an..3	C Item number type, coded	!R!	See Note 2
1131	an..3	C Code list qualifier	!X!	
3055	an..3	C Code list responsible agency, coded	!R! !!	See Note 3
5495	an..3	C SUB-LINE INDICATOR, CODED	!X! !!	
1222	n..2	C CONFIGURATION LEVEL	!X! !!	
7083	an..3	C CONFIGURATION, CODED	!X! !!	

Note 1: DE 1082 LINE ITEM NUMBER
It is required to assign a number to the line items within a
message. The number is assigned by the sender of the message.
The first line item within a message will be numbered '1' and
further line items will be incremented by '1' for each new line.

Note 2: DE 7143 Item number type, coded
'BP' Buyer's part number
'EN' International Article Numbering Association (EAN)
'UP' UPC (Universal product code)
'VP' Vendor's (seller's) part number

Note 3: DE 3055 Code list responsible agency, coded
'9' EAN (International Article Numbering association)
'91' Assigned by seller or seller's agent
'92' Assigned by buyer or buyer's agent
'113' US, UCC (Uniform code council)

EDIFICE requires that code '91' is used to indicate
information related to the Seller's part number ('VP')
and code '92' is used to indicate information related
to the Buyer's part number ('BP'). Code '9' is used
to indicate information related to the EAN number ('EN').
Code '113' is used to indicate information related to the
Universal product code ('UP')

PIA ADDITIONAL PRODUCT ID

Function: To specify additional item identification.

Usage : D..10

Remarks : Additional information that needs to be attached to the product such as engineering change level can also be included in this segment.

The 5 internal repetitions of CO C212 may be used, but EDIFICE recommends to only use the first occurrence.

Ref.	Rep.	Name	! EDIFICE UTILISATION
4347	an..3	M PRODUCT ID FUNCTION QUALIFIER	!! !M! '1' Additional identification !! !!
C212		M ITEM NUMBER IDENTIFICATION	!M! !!
7140	an..35	C Item number	!R!
7143	an..3	C Item number type, coded	!R! See Note 1
1131	an..3	C Code list qualifier	!X!
3055	an..3	C Code list responsible agency, coded	!R! See Note 2 !! !!
C212		C ITEM NUMBER IDENTIFICATION	!O! !!
7140	an..35	C Item number	!R!
7143	an..3	C Item number type, coded	!R! See Note 1
1131	an..3	C Code list qualifier	!X!
3055	an..3	C Code list responsible agency, coded	!R! See Note 2 !! !!
C212		C ITEM NUMBER IDENTIFICATION	!O! !!
7140	an..35	C Item number	!R!
7143	an..3	C Item number type, coded	!R! See Note 1
1131	an..3	C Code list qualifier	!X!
3055	an..3	C Code list responsible agency, coded	!R! See Note 2 !! !!
C212		C ITEM NUMBER IDENTIFICATION	!O! !!
7140	an..35	C Item number	!R!
7143	an..3	C Item number type, coded	!R! See Note 1
1131	an..3	C Code list qualifier	!X!
3055	an..3	C Code list responsible agency, coded	!R! See Note 2 !! !!

Note 1: DE 7143 Item number type, coded
'BP' Buyer's part number
'DR' Drawing revision number
'DW' Drawing
'EC' Engineering change level
'EN' International Article Numbering Association (EAN)
'GS' General specification number
'UP' UPC (Universal product code)
'VP' Vendor's (seller's) part number
'VX' Vendor specification number

Note 2: DE 3055 Code list responsible agency, coded
'9' EAN (International Article Numbering association)
'91' Assigned by seller or seller's agent
'92' Assigned by buyer or buyer's agent
'113' US, UCC (Uniform code council)

EDIFICE requires that code '91' is used to indicate information related to the Seller's part number ('VP') and code '92' is used to indicate information related to the Buyer's part number ('BP'). Code '9' is used to indicate information related to the EAN number ('EN'). Code '113' is used to indicate information related to the Universal product code ('UP')

SG18

DETAIL

IMD ITEM DESCRIPTION

Function: To specify Ship to Stock or Ship to Line quality.
Usage : D1
Remarks :

Ref.	Rep.	Name	!	EDIFICE UTILISATION
			!	!
7077	an..3	C ITEM DESCRIPTION TYPE, CODED	!	X!
			!	!
7081	an..3	C ITEM CHARACTERISTIC, CODED	!	R! See Note 1
			!	!
C273		C ITEM DESCRIPTION	!	X!
7009	an..7	C Item description identification	!	!
1131	an..3	C Code list qualifier	!	!
3055	an..3	C Code list responsible agency, coded	!	!
7008	an..35	C Item description	!	!
7008	an..35	C Item description	!	!
			!	!
7383	an..3	C SURFACE/LAYER INDICATOR, CODED	!	X!
			!	!
			!	!

Note 1: DE 7081 ITEM CHARACTERISTIC, CODED
'3' Ship to stock
'26' Ship to line

SG18

DETAIL

SEGMENT GROUP 19

Function: To indicate references associated with the line item.
Usage : D..4
Remarks :

--- Segment Group 19 ----- D..4 -----+
RFF Reference M1 -----+

RFF REFERENCE

Function: To specify line item references.

Usage : M1

Remarks : Where the RFF at header level could not be used to specify the appropriate reference number it should appear here. Where the header level RFF gives the previous delivery schedule and/or contract information it must not appear here.

Ref.	Rep.	Name	!	EDIFICE UTILISATION
C506		M REFERENCE	!	!
1153	an..3	M Reference qualifier	!M!	See Note 1
1154	an..35	C Reference number	!D!	As specified by DE 1153
1156	an..6	C Line number	!D!	As specified by DE 1154
4000	an..35	C Reference version number	!X!	

Note 1: DE 1153 Reference qualifier
 'AAD' Contract addendum number
 'ALM' Previous delivery schedule number
 'BO' Blanket order number
 'CT' Contract number
 Reference number of the contract between two parties

SG18

DETAIL

SEGMENT GROUP 20

Function: A group of segments to provide non-schedule related quantities.
Usage : R..50
Remarks : This matrix shows how QTY, DTM and RFF are used.

	QTY DE 6063 -----	DTM DE 2005 -----	RFF DE 1153 -----
Cumulative quantity	3	-	-
Quantity received	48	50	AAK/PK/SRN/TN
Quantity withdrawn	58	158/159	IV/TN(O)*
Quantity committed	66	-	-
Cumulative quantity received	70	-	-
Backorder quantity	83	-	-
Minimum inventory	97	158/159(O)*	-
Maximum inventory	98	158/159(O)*	-
Inventory quantity	145	366	-

* Usage (O) Optional

--- Segment Group 20 -----	R..50 -----	+
QTY Quantity	M1	!
DTM Date/time/period	R..2	!
		!
--- Segment Group 21 -----	D..5 -----	+
RFF Reference	M1	!
		!

QTY QUANTITY

Function: To specify the quantity information.
Usage : M1
Remarks :

Ref. Rep.	Name	! EDIFICE UTILISATION
C186	M QUANTITY DETAILS	!M!
6063 an..3	M Quantity qualifier	!M! See Note 1
6060 n..15	M Quantity	!M!
6411 an..3	C Measure unit qualifier	!R! See Note 2

Note 1: DE 6063 Quantity qualifier

- '3' Cumulative quantity
This is the sum of the quantities for this line item in the QTY segment in SG27.
- '48' Received quantity
- '58' Quantity withdrawn
- '66' Committed quantity
- '70' Cumulative quantity received
- '83' Backorder quantity
Quantity previously requested for delivery before current date and not yet fulfilled.
- '97' Minimum inventory quantity
- '98' Maximum inventory quantity
- '145' Actual stock

Note 2: DE 6411 Measure unit qualifier
Use UN/ECE recommendation number 20, 3-alpha code
Codes should be previously agreed between trading partners.

DTM DATE/TIME/PERIOD

Function: To specify dates related to the quantities specified in the preceding QTY segment.

Usage : D..2

Remarks : In DE 2379, the EDIFICE recommended format is coded '102'.
To be used in accordance with the matrix in the remarks on SG20.

Ref. Rep.	Name	!	EDIFICE UTILISATION
C507	M DATE/TIME/PERIOD	!!	
2005 an..3	M Date/time/period qualifier	!M!	See Note 1
2380 an..35	C Date/time/period	!R!	
2379 an..3	C Date/time/period format qualifier	!R!	See Note 2

Note 1: DE 2005 Date/time/period qualifier
'50' Goods receipt date/time
'158' Horizon start date
'159' Horizon end date
'366' Inventory report date

Note 2: DE 2379 Date/time/period format qualifier
'101' YYMMDD
'102' CCYYMMDD
'201' YYMMDDHHMM
'203' CCYYMMDDHHMM

SG20

DETAIL

SEGMENT GROUP 21

Function: To identify references for quantities received or withdrawn.
Usage : D..5
Remarks : To be used in accordance with the matrix in the remarks on SG20.

--- Segment Group 21 ----- D..5-----+
RFF Reference M1 -----+

SG21

DETAIL

RFF REFERENCE

Function: To specify a reference identifying the quantity received
or withdrawn.

Usage : M1

Remarks : To be used in accordance with the matrix in the remarks on SG20.

Ref. Rep.	Name	!	EDIFICE UTILISATION
C506	M REFERENCE	!	!
1153 an..3	M Reference qualifier	!M!	See Note 1
1154 an..35	C Reference number	!R!	As specified by DE 1153
1156 an..6	C Line number	!O!	As specified by DE 1154
4000 an..35	C Reference version number	!X!	
		!	!

Note 1: DE 1153 Reference qualifier
 'AAK' Despatch advice number
 'IV' Invoice number
 'PK' Packing list number
 'SRN' Shipment reference number
 'TN' Transaction reference number

SG18

DETAIL

SEGMENT GROUP 22

Function: To describe the item packaging.

Usage : 01

Remarks : This segment group will only be used where alternative
packaging methods are agreed between the trading parties.

--- Segment Group 22 ----- 01 -----+
PAC Package M1 -----+

PAC PACKAGE

Function: To describe the number and type of packages.

Usage : M1

Remarks : The information carried in CO C202 is derived from data supplied by EIDX.

Ref.	Rep.	Name	!	EDIFICE UTILISATION
7224	n..8	C NUMBER OF PACKAGES	!	!
C531		C PACKAGING DETAILS	!	!
7075	an..3	C Packaging level, coded	!	!
7233	an..3	C Packaging related information, coded	!	!
7073	an..3	C Packaging terms and conditions, coded	!	!
C202		C PACKAGE TYPE	!	!
7065	an..7	C Type of packages identification	!	! See Note 1
1131	an..3	C Code list qualifier	!	!
3055	an..3	C Code list responsible agency, coded	!	! '116' US, ANSI ASC X12
7064	an..35	C Type of packages	!	!
C402		C PACKAGE TYPE IDENTIFICATION	!	!
7077	an..3	M Item description type, coded	!	!
7064	an..35	M Type of packages	!	!
7143	an..3	C Item number type, coded	!	!
7064	an..35	C Type of packages	!	!
7143	an..3	C Item number type, coded	!	!
C532		C RETURNABLE PACKAGE DETAILS	!	!
8395	an..3	C Returnable package freight payment responsibility, coded	!	!
8393	an..3	C Returnable package load contents, coded	!	!

Note 1: DE 7065 Type of packages identification
 'BLK90' Standard Bulk
 'RAL90' Standard Rail (semiconductor)
 'REL90' Standard Reel
 'TRY90' Standard Tray

SG18

DETAIL

SEGMENT GROUP 24

Function: A group of segments providing quantity and scheduling details relating to the individual deliveries.

Usage : R1

Remarks : Use only one delivery point.
If delivered quantity variances occur and are to be reported, use SG29.

---	Segment Group	24	-----	R1	-----	+
NAD	Name and address			M1		!
						!
---	Segment Group	27	-----	R..50	-----	+
QTY	Quantity			M1		!!
SCC	Scheduling conditions			R1		!!
DTM	Date/time/period			R..2		!!
						!!
---	Segment Group	28	-----	D..2	-----	+
RFF	Reference			M1	-----	+++
						!
---	Segment Group	29	-----	D1	-----	+
QVA	Quantity variances			M1		!!
						!!
---	Segment Group	30	-----	A..10	-----	+
RFF	Reference			M1	-----	+++

NAD NAME AND ADDRESS

Function: To specify the delivery party name and address details.
 Usage : M1
 Remarks : EDIFICE advises that the Party Identification (CO C082) be used.
 When CO C082 cannot be used EDIFICE recommends using the
 structured name and address elements (CO C080 through DE 3207),
 rather than the unstructured one (CO C058).
 If 'DP' is present both here and at header level, the value
 used must be identical.
 If 'DP' is not present here, 'ZZZ' is used, permitting access
 to SG24.

Ref.	Rep.	Name	EDIFICE UTILISATION
			! !
3035	an..3	M PARTY QUALIFIER	!M! See Note 1
			! !
C082		C PARTY IDENTIFICATION DETAILS	!A! ! !
3039	an..17	M Party id identification	!M!
1131	an..3	C Code list qualifier	!X!
3055	an..3	C Code list responsible agency, coded	!R! See Note 2 ! !
			! !
C058		C NAME AND ADDRESS	!D!
3124	an..35	M Name and address line	!M!
3124	an..35	C Name and address line	!O!
3124	an..35	C Name and address line	!O!
3124	an..35	C Name and address line	!O!
3124	an..35	C Name and address line	!O!
			! !
C080		C PARTY NAME	!D!
3036	an..35	M Party name	!M!
3036	an..35	C Party name	!O!
3036	an..35	C Party name	!O!
3036	an..35	C Party name	!O!
3036	an..35	C Party name	!O!
3045	an..3	C Party name format, coded	!X! ! !
			! !
C059		C STREET	!D!
3042	an..35	M Street and number/P.O. Box	!M! ! !
3042	an..35	C Street and number/P.O. Box	!O! ! !
3042	an..35	C Street and number/P.O. Box	!O! ! !
			! !
3164	an..35	C CITY NAME	!D! ! !
			! !
3229	an..9	C COUNTRY SUB-ENTITY IDENTIFICATION	!D! ! !
			! !
3251	an..9	C POSTCODE IDENTIFICATION	!D! ! !
			! !
3207	an..3	C COUNTRY, CODED	!D! See Note 3 ! !

Note 1: DE 3035 PARTY QUALIFIER
'DP' Delivery party
'ZZZ' Mutually defined

Note 2: DE 3055 Code list responsible agency, coded
'9' EAN (International Article Numbering association)
'16' DUNS (Dun & Bradstreet)
'91' Assigned by seller or seller's agent
'92' Assigned by buyer or buyer's agent

Note 3: DE 3207 COUNTRY, CODED
Use ISO 3166, 2-alpha code

SG24

DETAIL

SEGMENT GROUP 27

Function: A group of segments to provide schedule related quantities.
Usage : R..50
Remarks : If references must be identified at delivery schedule level,
SG28 should be used.

```
--- Segment Group 27 ----- R..50 -----+
QTY  Quantity                M1                !
SCC  Scheduling conditions    R1                !
DTM  Date/time/period         R..2              !
                                           !
--- Segment Group 28 ----- D..2 -----+ !
RFF  Reference                M1 -----+ +
```

SG27

DETAIL

QTY QUANTITY

Function: To specify quantities related to delivery schedules.
Usage : M1
Remarks :

Ref. Rep.	Name	! EDIFICE UTILISATION
C186	M QUANTITY DETAILS	! !
6063 an..3	M Quantity qualifier	!M! See Note 1
6060 n..15	M Quantity	!M! Quantity
6411 an..3	C Measure unit qualifier	!R! See Note 2

Note 1: DE 6063 Quantity qualifier
'131' Delivery quantity

Note 2: DE 6411 Measure unit qualifier
Use UN/ECE recommendation number 20, 3-alpha code
Codes should be previously agreed between trading partners.

SCC SCHEDULING CONDITIONS

Function: To convey information on the liability commitment of the buyer to this schedule.

Usage : R1

Remarks :

Ref.	Rep.	Name	!	EDIFICE UTILISATION
4017	an..3	M DELIVERY PLAN STATUS INDICATOR, CODED	!M!	See Note 1
4493	an..3	C DELIVERY REQUIREMENTS, CODED	!X!	
C329		C PATTERN DESCRIPTION	!X!	
2013	an..3	C Frequency, coded	!!	
2015	an..3	C Despatch pattern, coded	!!	
2017	an..3	C Despatch pattern timing, coded	!!	

Note 1: DE 4017 DELIVERY PLAN STATUS INDICATOR, CODED
 '1' Firm
 '2' Commitment for manufacturing and material
 '3' Commitment for material
 '4' Planning/forecast

DTM DATE/TIME/PERIOD

Function: To specify either the timeframe i.e. horizon start and end date
or discrete dates relating to delivery schedules.

Usage : R..2

Remarks : In DE 2379, the EDIFICE recommended format is coded '102'.

Ref. Rep.	Name	!	EDIFICE UTILISATION
C507	M DATE/TIME/PERIOD	!	!
2005 an..3	M Date/time/period qualifier	!M!	See Note 1
2380 an..35	C Date/time/period	!R!	
2379 an..3	C Date/time/period format qualifier	!R!	See Note 2

Note 1: DE 2005 Date/time/period qualifier
 '2' Delivery date/time, requested
 '10' Shipment date/time, requested
 '158' Horizon start date
 '159' Horizon end date

Note 2: DE 2379 Date/time/period format qualifier
 '101' YYMMDD
 '102' CCYYMMDD
 '201' YYMMDDHHMM
 '203' CCYYMMDDHHMM

SG27

DETAIL

SEGMENT GROUP 28

Function: To provide references to a contract, blanket or purchase order.
Usage : D..2
Remarks : This group of segments is only used when it is necessary
to give different references for each delivery.

--- Segment Group 28 ----- D..2 -----+
RFF Reference M1 -----+

SG28

DETAIL

RFF REFERENCE

Function: To reference a contract, blanket or purchase order.
Usage : M1
Remarks :

Ref.	Rep.	Name	! EDIFICE UTILISATION
C506		M REFERENCE	!M!
1153	an..3	M Reference qualifier	!M! See Note 1
1154	an..35	C Reference number	!R! As specified by DE 1153
1156	an..6	C Line number	!O! As specified by DE 1154
4000	an..35	C Reference version number	!X!

Note 1: DE 1153 Reference qualifier
'BO' Blanket order number
'CT' Contract number
'ON' Order number (purchase)

SG24

DETAIL

SEGMENT GROUP 29

Function: A group of segments where the buyer can specify details of
differences between quantities ordered and received.

Usage : D1

Remarks :

```
--- Segment Group 29 ----- D1 -----+
QVA Quantity variances          M1                !
                                           !
--- Segment Group 30 ----- A..10 -----+ !
RFF Reference                    M1 -----+ +
```

QVA QUANTITY VARIANCES

Function: To specify variations between previously ordered and received quantities.

Usage : M1

Remarks :

Ref.	Rep.	Name	! EDIFICE UTILISATION
C279		C QUANTITY DIFFERENCE INFORMATION	!R! !!
6064	n..15	M Quantity difference	!M! See Note 1
6063	an..3	C Quantity qualifier	!R! '73' Outstanding quantity !!
4221	an..3	C DISCREPANCY, CODED	!X! !!
C262		C REASON FOR CHANGE	!X!
4295	an..3	C Change reason, coded	!!
4294	an..35	C Change reason	!! !!

Note 1: DE 6064 Quantity difference
 If the quantity difference is negative (overshipment) then the field value must be preceded with a minus sign. With an undershipment the value will be positive.

SG29

DETAIL

SEGMENT GROUP 30

Function: To provide references to the despatch advice numbers and/or
packing list numbers with which the goods have been received,
thus giving the seller an indication of the reason for the
quantity variance stated in the preceding QVA segment.

Usage : A..10

Remarks :

--- Segment Group 30 ----- A..10 -----+
RFF Reference M1 -----+

SG30

DETAIL

RFF REFERENCE

Function: To reference a despatch advice number and/or a packing list
number with which goods were last received.

Usage : M1

Remarks :

Ref. Rep.	Name	!	EDIFICE UTILISATION
C506	M REFERENCE	!	!
1153 an..3	M Reference qualifier	!M!	See Note 1
1154 an..35	C Reference number	!R!	As specified by DE 1153
1156 an..6	C Line number	!O!	As specified by DE 1154
4000 an..35	C Reference version number	!X!	
		!	!

Note 1: DE 1153 Reference qualifier
'AAK' Despatch advice number
'PK' Packing list number

UNS SECTION CONTROL

Function: To separate detail and summary section of a Delivery Schedule
message.

Usage : M1

Remarks :

Ref. Rep.	Name	! EDIFICE UTILISATION
-----+-----		! !
0081 a1	M SECTION IDENTIFICATION	!M! 'S' Start of summary
-----+-----		! !

UNT MESSAGE TRAILER

Function: To end and check the completeness of a message.

Usage : M1

Remarks : Refer to EDIFICE Utilisation of the EDIFACT Service Segments,
Issue 2.

Ref. Rep.	Name	! EDIFICE UTILISATION
-----	-----	-----
		! !
0074 n..6	M NUMBER OF SEGMENTS IN A MESSAGE	!M! ! !
		! !
0062 an..14	M MESSAGE REFERENCE NUMBER	!M! ! !
-----	-----	-----

EXAMPLES

EXAMPLE 1 - FORECAST ONLY

UNH+1+DELFOR:1:921:UN:ED3'

Header section

BGM+241+5678'
DTM+137:19970217:102'
RFF+ALM:5677'
RFF+CT:999456'
NAD+BY+MAGIMAX LTD::92'
CTA+PD+:PETER SMITH'
COM+0756-551234:TE'
CTA+SC+:M BRODY'
COM+0756-551459:TE'
NAD+SE+PISCES SEMICONDUCTORS::91'

UNS+D'

Detail section

LIN+1+++ABC0071:BP::92'
PIA+1+ACT2T:EC::92'
QTY+3:1000:PCE'
NAD+DP+MAXIMAX STORES LTD::92'
QTY+131:500:PCE'
SCC+4'
DTM+158:19970217:102'
DTM+159:19970223:102'
QTY+131:500:PCE'
SCC+4'
DTM+158:19970224:102'
DTM+159:19970302:102'

UNS+S'

UNT+26+1'

EXAMPLE 2 - CALL-OFF ONLY

This example includes a QVA segment to indicate an undershipment on a previous call off.

UNH+1+DELFOR:1:921:UN:ED3'

Header section

BGM+241+5678'
DTM+137:19970217:102'
RFF+ALM:5677'
RFF+CT:999456'
NAD+BY+MAGIMAX LTD::92'
CTA+PD+:PETER SMITH'
COM+0756-551234:TE'
NAD+SE+PISCES SEMICONDUCTORS::91'
NAD+DP+MAXIMAX STORES LTD::92'

UNS+D'

Detail section

LIN+1+++ABC0071:BP::92'
PIA+1+ACT2T:EC::92'
IMD++3'
RFF+BO:6785432:1'
QTY+3:500:PCE'
PAC+++BLK90::116'
NAD+DP+MAXIMAX STORES LTD::92'
QTY+131:500:PCE'
SCC+1'
DTM+2:19970223:102'
QVA+100:73'
RFF+AAK:DA120351'

UNS+S'

UNT+25+1'

EXAMPLE 3 - FORECAST AND CALL-OFF

This example includes a QTY segment in SG20 to indicate backorder quantity.

UNH+1+DELFOR:1:921:UN:ED3'

Header section

BGM+241+5678'
DTM+137:19970206:102'
RFF+ALM:5677'
RFF+CT:999456'
NAD+BY+MAGIMAX LTD::92'
CTA+PD+:PETER SMITH'
COM+0756-551234:TE'
CTA+SC+:M BRODY'
COM+0756-551459:TE'
NAD+SE+PISCES SEMICONDUCTORS::91'

UNS+D'

Detail section

LIN+1+++ABC0071:BP::92'
PIA+1+ACT2T:EC::92'
IMD++3'
RFF+BO:6785432:1'
QTY+83:750:PCE'
QTY+3:1500:PCE'
NAD+DP+MAXIMAX STORES LTD::92'
QTY+131:500:PCE'
SCC+1'
DTM+2:19970213:102'
QTY+131:500:PCE'
SCC+4'
DTM+158:19970214:102'
DTM+159:19970220:102'
QTY+131:500:PCE'
SCC+4'
DTM+158:19970221:102'
DTM+159:19970227:102'

UNS+S'

UNT+32+1'

EXAMPLE 4 - Supplier Managed Inventory (SMI)

This example includes QTY segments for inventory information to enable SMI operations.

UNH+1+DELFOR:1:921:UN:ED3'

Header section

BGM+SMI+5678'
DTM+137:19970214:102'
RFF+ALM:5677'
RFF+CT:999456'
NAD+BY+MAGIMAX LTD::92'
CTA+PD+:PETER SMITH'
COM+PETER.SMITH@MAGIMAX.COM:EM'
NAD+SE+PISCES SEMICONDUCTORS::91'
NAD+DP+MAXIMAX STORES LTD::92'

UNS+D'

Detail section

LIN+1++ABC0071:BP::92'
PIA+1+ACT2T:EC::92'
IMD++3'
RFF+BO:6785432:1'
QTY+145:10123:PCE'
DTM+366:19970214:102'
QTY+97:7500:PCE'
QTY+98:15000:PCE'
QTY+48:1000:PCE'
DTM+50:19970214:102'
RFF+AAK:DA1234'
QTY+3:6500:PCE'
NAD+DP+MAXIMAX STORES LTD::92'
QTY+131:3000:PCE'
SCC+4'
DTM+158:19970214:102'
DTM+159:19970220:102'
QTY+131:3500:PCE'
SCC+4'
DTM+158:19970221:102'
DTM+159:19970227:102'

UNS+S'

UNT+34+1'